



Product Development (R&D)

Report Published: 09/28/2023

Client Name: Artet LLC
Address: 485 Madison Ave New York, NY
10022
Phone: (646) 634-8209
Certificate Number: 10199
License Number: N/A

Sample Description: Artet Mango Ginger Spritz
Batch ID: 23.113 **Lot ID:** None
Sample ID: 39-2309-04 **Sampling Method:** SOP-SMPL-002
Sample Type: Beverage (Low) **Sampling Date:** 09/26/2023



Results Summary

Potency	✓ TESTED
Date Analyzed: 09/26/2023	Method Used: SOP-CANN-001
Pesticides	✓ PASS
Date Analyzed: 09/26/2023	Method Used: SOP_PEST_001
Mycotoxins	✓ PASS
Date Analyzed: 09/27/2023	Method Used: SOP_MYCO_001
Heavy Metals	✓ PASS
Date Analyzed: 09/26/2023	Method Used: SOP_HM_001
Residual Solvents	✓ PASS
Date Analyzed: 09/26/2023	Method Used: SOP_RS_001
Microbial Impurities	✓ PASS
Date Analyzed: 09/26/2023	Method Used: SOP_MICRO_001
Foreign Matter	✓ PASS
Date Analyzed: 09/26/2023	Method Used: SOP_FM_001

This analysis was performed for R&D purposes and are for internal business use only. Test results apply to samples within this analysis only. Test results shall not be reproduced except in full without approval of the laboratory. Origo Labs uses simple acceptance for all pass/fail results. Uncertainty is not taken into account for pass/fail determinations.



Landen Nickel - Lab Supervisor 09/28/2023




Potency

 **TESTED**

Date Analyzed: 09/26/2023
Instrument: Agilent 1260 HPLC

Date Completed: 09/27/2023
Lab Tech: Landen Nickel

Moisture Content (%): None
Unit Size (oz): 8

Cannabinoid	Result (%)	Result (mg/g)	Result (mg/unit)	Result (mg/package)	LOD (%)	LOQ (%)	Relative Abundance
CBDVA	ND	ND	ND	ND	1.000	1.000	
CBDV	ND	ND	ND	ND	1.000	1.000	
CBDA	ND	ND	ND	ND	1.000	1.000	
CBD	0.002	0.022	5.282	5.282	1.000	1.000	
THCVA	ND	ND	ND	ND	1.000	1.000	
THCV	ND	ND	ND	ND	1.000	1.000	
THCA	ND	ND	ND	ND	1.000	1.000	
Δ9 THC	0.002	0.020	4.745	4.745	1.000	1.000	
Δ8 THC	0.000	0.001	0.300	0.300	1.000	1.000	
CBN	ND	ND	ND	ND	1.000	1.000	
CBCA	ND	ND	ND	ND	1.000	1.000	
CBC	ND	ND	ND	ND	1.000	1.000	
CBGA	ND	ND	ND	ND	1.000	1.000	
CBG	ND	ND	ND	ND	1.000	1.000	
Total THC	0.002	0.020	4.745	4.745			
Total CBD	0.002	0.022	5.282	5.282			
Total Cannabinoids	0.004	0.044	10.327	10.327			

Total THC % = THC% + (THCA% x 0.877)

Total CBD % = CBD% + (CBDA% x 0.877)

Total Cannabinoids = Sum of all cannabinoids without THC/CBD corrections.

LOD = Limit of Detection; **LOQ =** Limit of Quantitation; **ND =** Not Detected.

The reported result for each analyte includes a moisture content correction equal to: Base% / (1 - Moisture%)

Relative Abundance represents the percentage of each analyte compared with the total cannabinoid content.

Pesticides

 **PASS**

Date Analyzed: 09/26/2023
Instrument: Agilent Ultivo LC-MS/MS

Date Completed: 09/27/2023
Lab Tech: Landen Nickel

Pesticide	Result (ppb)	LOD (ppb)	LOQ (ppb)	Limit (ppb)	Status
Acephate	ND	10.000	50.000	50	Pass
Acetamiprid	ND	1.000	5.000	10	Pass
Aldicarb	ND	5.000	10.000	20	Pass
Bifenazate	ND	0.500	1.000	20	Pass
Bifenthrin	ND	5.000	5.000	50	Pass
Carbaryl	ND	5.000	5.000	20	Pass
Carbofuran	ND	0.500	1.000	100	Pass
Chlorantraniliprole	ND	10.000	20.000	20	Pass
Chloromequat Chloride	ND	20.000	40.000	40	Pass
Chlorpyrifos	ND	5.000	5.000	10	Pass
Chlofentezine	ND	5.000	10.000	10	Pass
Coumaphos	ND	5.000	5.000	150	Pass
Diazinon	ND	0.500	1.000	50	Pass
Dimethomorph I	ND	5.000	5.000	50	Pass
Dimethomorph II	ND	5.000	5.000	50	Pass
Ethoprophos	ND	1.000	5.000	20	Pass
Etofenprox	ND	1.000	1.000	10	Pass
Etoxazole	ND	0.500	1.000	10	Pass
Fenhexamid	ND	5.000	10.000	20	Pass
Fenpyroximate	ND	0.500	1.000	15	Pass
Fipronil	ND	5.000	5.000	10	Pass

Pesticide	Result (ppb)	LOD (ppb)	LOQ (ppb)	Limit (ppb)	Status
Flonicamid	ND	1.000	5.000	30	Pass
Fludioxonil	ND	5.000	5.000	10	Pass
Hexythiazox	ND	5.000	5.000	20	Pass
Imidacloprid	ND	1.000	5.000	20	Pass
Kresoxim Methyl	ND	5.000	5.000	10	Pass
Metalaxyl	ND	0.500	1.000	20	Pass
Oxamyl I	ND	1.000	5.000	50	Pass
Phosmet	ND	5.000	5.000	40	Pass
Prallethrin	ND	5.000	10.000	1000	Pass
Pyridaben	ND	0.500	1.000	10	Pass
Spinetoram J	ND	0.500	1.000	40	Pass
Spinetoram L	ND	0.500	1.000	40	Pass
Spinosyn A	ND	5.000	5.000	10	Pass
Spinosyn D	ND	5.000	5.000	10	Pass
Spiromesifen	NR	0.500	1.000	10	Pass
Spirotetramat	NR	5.000	5.000	10	Pass
Spiroxamine I	NR	0.500	1.000	50	Pass
Spiroxamine II	NR	0.500	1.000	50	Pass
Tebuconazole	ND	5.000	5.000	50	Pass
Thiacloprid	ND	0.500	1.000	20	Pass
Thiamethoxam	ND	1.000	5.000	20	Pass
Trifloxystrobin	ND	0.500	1.000	10	Pass

Mycotoxins

 **PASS**

Date Analyzed: 09/27/2023
Instrument: Agilent Ultivo LC-MS/MS

Date Completed: 09/27/2023
Lab Tech: Landen Nickel

Mycotoxins	Result (ppb)	LOD (ppb)	LOQ (ppb)	Limit (ppb)	Status
Aflatoxin B1	ND	4.921	9.842	20	Pass
Aflatoxin B2	ND	4.921	9.842	20	Pass
Aflatoxin G1	ND	4.921	9.842	20	Pass
Aflatoxin G2	ND	4.921	9.842	20	Pass
Ochratoxin A	ND	9.842	9.842	20	Pass

Heavy Metals

 **PASS**

Date Analyzed: 09/26/2023
Instrument: Agilent 7800 ICP-MS

Date Completed: 09/27/2023
Lab Tech: Malcolm Manning

Heavy Metals	Result (ppb)	LOD (ppb)	LOQ (ppb)	Limit (ppb)	Status
Lead	ND	1.682	84.118	1000	Pass
Arsenic	ND	1.682	84.118	1500	Pass
Cadmium	ND	1.682	84.118	500	Pass
Mercury	ND	1.682	8.412	3000	Pass
Chromium	<LOQ	1.682	84.118	2000	Pass

This analysis was performed for R&D purposes and are for internal business use only. Test results apply to samples within this analysis only. Test results shall not be reproduced except in full without approval of the laboratory. Origo Labs uses simple acceptance for all pass/fail results. Uncertainty is not taken into account for pass/fail determinations.




Landen Nickel - Lab Supervisor 09/28/2023

Residual Solvents

 **PASS**
Date Analyzed: 09/26/2023
Instrument: GC-FID

Date Completed: 09/28/2023
Lab Tech: Malcolm Manning

Residual Solvent	Result (ppm)	LOD (ppm)	LOQ (ppm)	Limit (ppm)	Status
Propane	ND	6.643	13.286	5000	Pass
Butane	ND	8.664	13.286	5000	Pass
Methanol	ND	7.109	13.286	3000	Pass
Ethylene Oxide	ND	0.097	2.214	50	Pass
Pentane	ND	3.069	13.286	5000	Pass
Ethanol	979.105	1.288	13.286	5000	Pass
Ethyl Ether	ND	2.901	13.286	5000	Pass
Acetone	ND	2.671	13.286	5000	Pass
Petroleum Ether	ND	0.321	1.070	400	Pass
Isopropyl Alcohol	ND	1.158	13.286	5000	Pass
Methylene Chloride	ND	0.573	13.286	600	Pass
Hexane	ND	0.321	13.286	290	Pass
Ethyl Acetate	ND	1.779	13.286	5000	Pass
Heptane	ND	2.214	13.286	5000	Pass
Trichloroethene	ND	0.061	13.286	80	Pass
Toluene	ND	0.423	13.286	890	Pass
Total Xylenes	ND	1.345	13.286	2070	Pass

Microbial Impurities (Quantitative)

 **PASS**
Date Analyzed: 09/26/2023
Instrument: 3M Petrifilm

Date Completed: 09/28/2023
Lab Tech: Lillian Catala

Microbials (Quantitative)	Result (CFU/g)	Limit (CFU/g)	Status
Total Coliform Count	ND	100	Pass
Total BTGN Count	ND	100	Pass
Total Aerobic Content Count	ND	10000	Pass
Total Yeast and Mold Count	ND	1000	Pass

TNTC = Too numerous to count.

Microbial Impurities (Qualitative)

 **PASS**
Date Analyzed: 09/26/2023
Instrument: 3M Petrifilm

Date Completed: 09/28/2023
Lab Tech: Lillian Catala

Microbials (Qualitative)	Result	Limit	Status
STEC	Not Detected	Detected	Pass
Salmonella Spp.	Not Detected	Detected	Pass

TNTC = Too numerous to count.

Foreign Matter

 **PASS**

Date Analyzed: 09/26/2023
Instrument: Visual Inspection

Date Completed: 09/26/2023
Lab Tech: Malcolm Manning

Foreign Materials	Result (% w/w)
Cinders	ND
Dirt	ND
Insect Fragments	ND
Mold	ND
Other	ND

--- END OF REPORT ---